



## RLTMRL-685 / 5~20mW

### RED DIODE LASER At 685nm





Diode red laser 685nm is made features of ultra compact, long lifetime, low cost and easy operating, which is widely used in measurement, spectrum analysis, laser lighting show, etc.



#### SPECIFICATIONS

Wavelength (nm)	685 ± 5		
Output power (mW)	> 5, 10, 15, 20		
Transverse mode	Near TEM <sub>00</sub>		
Operating mode	CW		
Power stability (rms, over 4 hours)	<1%, <3%, <5%		
Warm-up time (minutes)	<5		
M <sup>2</sup> factor	<20		
Beam divergence, full angle (mrad)	<0.5		
Dimensions of beam at the aperture (mm)	~4.0		
Beam height from base plate (mm)	24.8		
Polarization ratio	>50:1		
Pointing stability after warm-up (mrad)	<0.05		
Operating temperature (°C)	10~35		
Power supply (90-264VAC or 5VDC)	PSU-III-LED	PSU-III-FDA	PSU-III-OEM
TTL / Analog modulation	Optional, 2kHz or higher (on request, up to 30kHz)		
Expected lifetime (hours)	10000		
Warranty	1 year		



MxL-III-685	PSU-III-LED	PSU-III-FDA	PSU-III-OEM
 140. 8(L)×73(W)×46. 2(H) mm <sup>3</sup> , 0.6kg	 154 (L) ×155(W) ×95 (H) mm <sup>3</sup> , 1.5kg	 133 (L) ×130(W) ×65 (H) mm <sup>3</sup> , 1.2kg	 100 (L) ×60(W) ×56 (H) mm <sup>3</sup> , 0.2kg
