



RLT1490-10MGS-B

- DFB Laser Diode
- 1490 nm, 10 mW
- Single Mode
- 5.6 mm TO-Can, 4-pin, Non-Spherical Lens



Description

RLT1490-10MGS-B is an IR distributed feedback (DFB) laser diode, typically emitting at 1490 nm. It features an emitter with **single transverse mode** emission and wide operating temperature range.

RLT1490-10MGS-B is supplied in a 5.6 mm 4-pin TO-Can package with an **integrated PD** and **non-spherical lens**.

Additional options like closer peak wavelength selection, flat window or other pin configuration are available on request.

Maximum Rating ($T_{CASE} = 25^{\circ}C$)

Parameter	Symbol	Values		Unit
		Min.	Max.	
Reverse Voltage	V_R		2.0	V
Operating Temperature	T_{OPR}	- 10	+ 50	$^{\circ}C$
Storage Temperature	T_{STG}	- 40	+ 85	$^{\circ}C$
Soldering Temperature (max. 3s)	T_{SOL}		+ 260	$^{\circ}C$

Electro-Optical Characteristics ($T_{CASE} = 25^{\circ}C$)

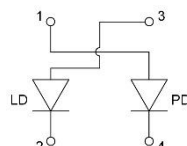
Parameter	Symbol	Values			Unit
		Min.	Typ.	Max.	
Peak Wavelength *	λ_P	1480	1490	1500	nm
Spectral Width (FWHM)	$\Delta\lambda$		0.3	2	nm
Output Power	P_O		10		mW
Threshold Current	I_{th}		10		mA
Operating Current	I_F		60		mA
Operating Voltage	V_F		1.4		V
PD Reverse Current	I_{PDR}		0.5		mA
PD Reverse Voltage	V_{PDR}			15	V

* optional: down to ± 3 nm

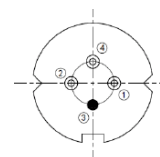


Electrical Connection


Pin Configuration*	
PIN #	Function
1	PD Anode
2	LD Cathode
3	LD Anode, Case
4	PD Cathode



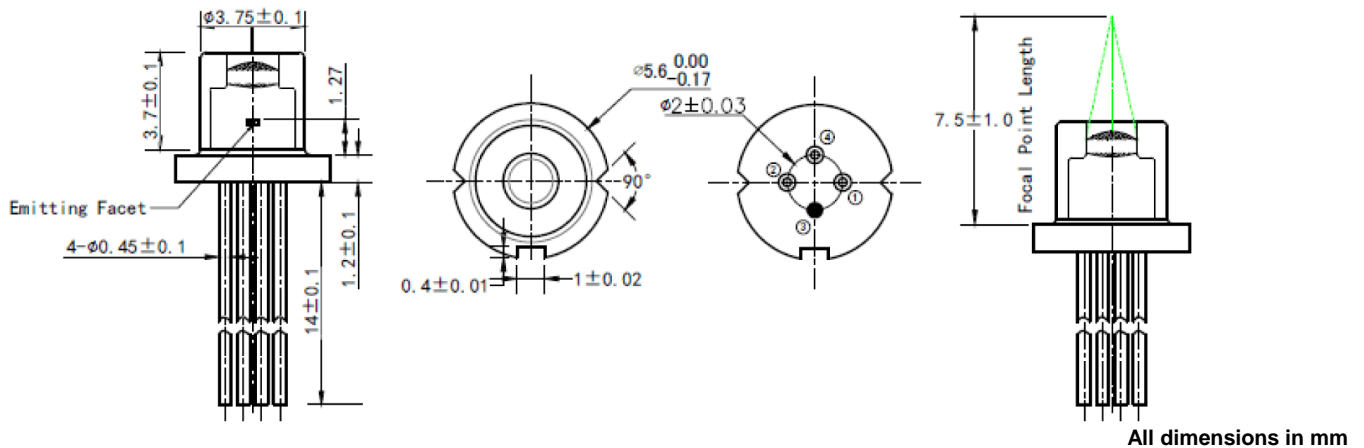
Bottom View



* subject to change



Outline Dimension



Precautions

Safety

Caution: Laser light emitted from any laser diode may be harmful to the human eye. Avoid looking directly into the laser diode's aperture when the diode is in operation.

Note: The use of optical lenses with this laser diode will increase eye hazard



ESD Caution

Always do handle laser diodes with extreme care to **prevent electrostatic discharge**, the primary cause of unexpected diode failure. To prevent ESD related failures we strongly advise to always **wearing wrist straps**, and **grounding all applicable work surfaces**, when handling laser diodes

Operating Considerations

We strongly advise to only operate this laser diode with a current source. The current of a laser diode is an exponential function of the voltage across it. **Usage of current regulated drive circuits is mandatory.**

Laser diodes may be damaged by excessive drive currents or switching transients

It is advised, to operate the laser diode at the lowest temperature possible, and to never exceed maximum specifications as outlined in the datasheet. Device degradation will accelerate with increased temperature. **Proper heat sinking will greatly enhance stability and life-time of the laser diode.**