



RLT98500GOP

TECHNICAL DATA



High Power Infrared Laser Diode

Features

- CW Output Power: 500 mW
- Typical 975 nm Emission Wavelength
- High-efficiency Quantum Well Structure
- TO5 Package

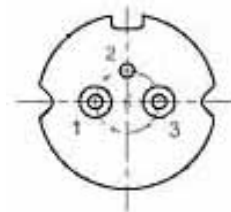
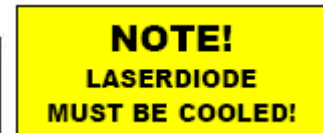
Applications

- Solid-state Laser Pumping
- Medical Usage
- Infrared Night Vision Light Sources
- Information to identify

PIN CONNECTION



1. Laserdiode cathode
2. Laserdiode anode and photodiode cathode
3. n.c.



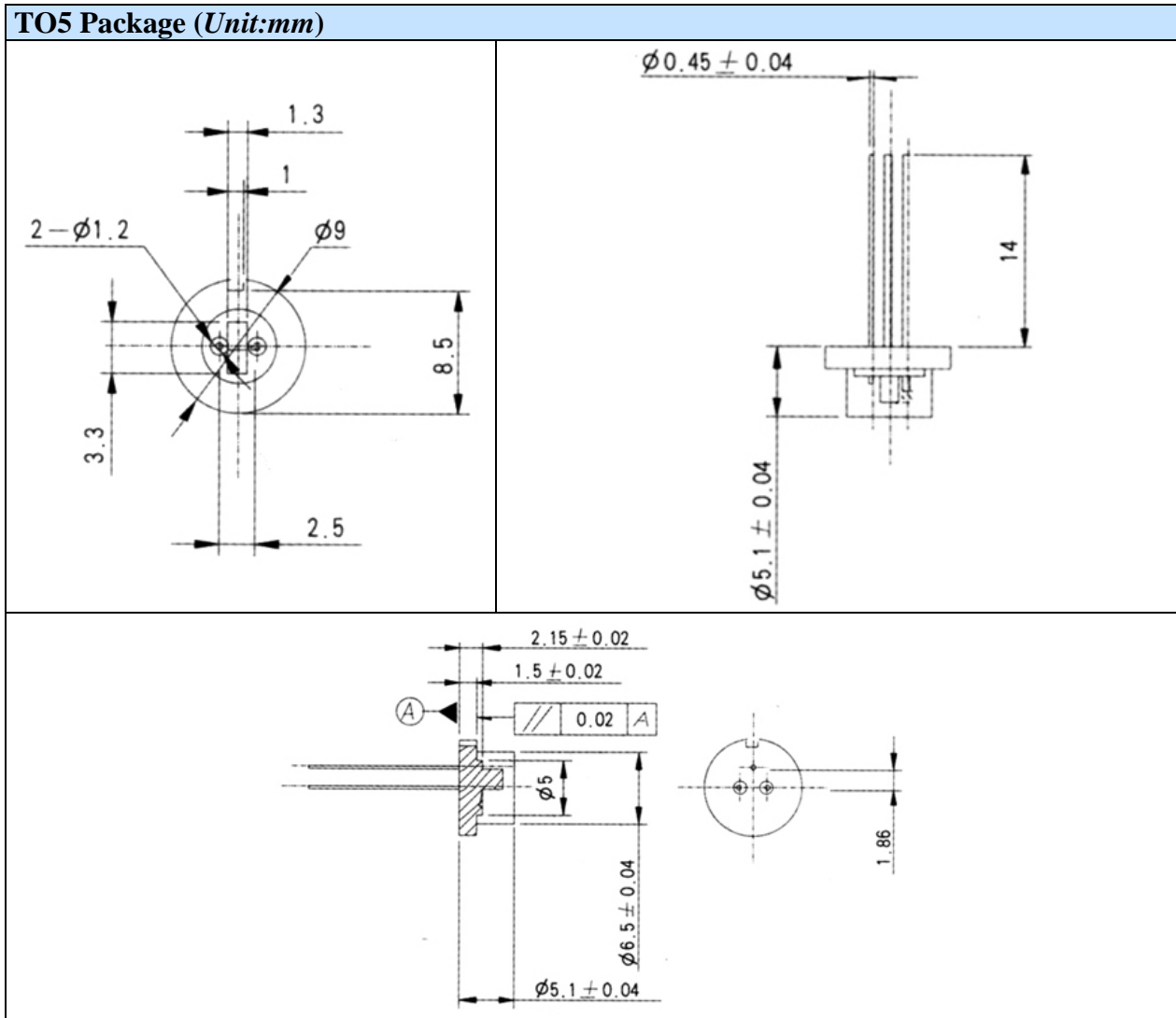
Specifications (25°C)

Type	RLT98500GOP	Unit
Optical Specification		
CW Output Power P_o	500	mW
Peak Wavelength Δ	975±15	nm
Spectral Width $\Delta\lambda$	≤ 3.0	nm
Emitting Area	50x1	µm
Wavelength Temperature Coefficient	0.3	nm/°C
Beam Divergence $\theta_{\perp} \times \theta_{\parallel}$	48x10	Deg
Polarization	TE	
Electrical Specification		
Slope Efficiency E_s	≥ 0.7	W/A
Threshold Current I_{th}	≤ 0.15	A
Operation Current I_o	≤ 0.85	A
Operation Voltage V_f	≤ 2	V
Series Resistance R_d	≤ 0.8	Ω
Package Style	TO5	
Absolute Maximum Ratings		
Reverse Voltage V_r	2.0	V
Operating Temperature T_o	10 ... 40	°C
Storage Temperature T_{stg}	-40 ... 85	°C



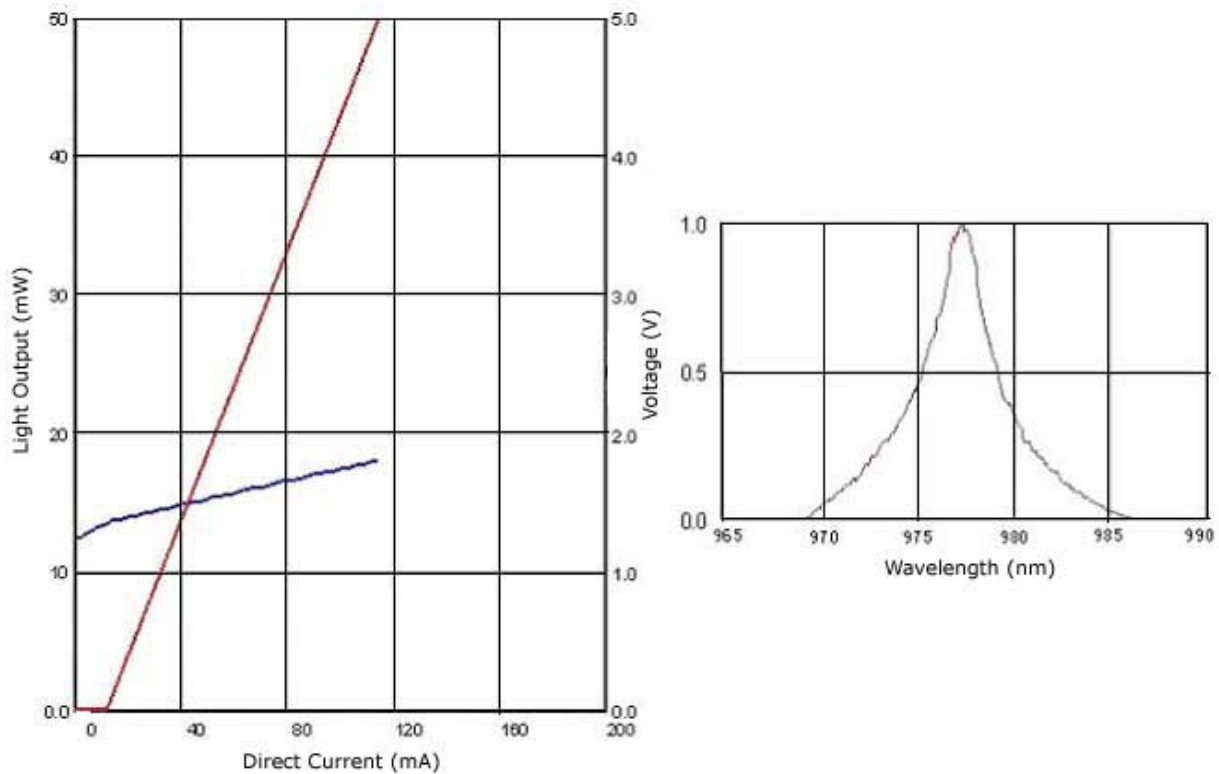
Package Dimensons

TO5 Package (Unit:mm)





Typical Performance Curves



Notes

1. Caution! Don't look at the laser beam directly, because it's harmful to eyes.
2. The storage temperature is between -40 and 85 °C.
3. Under normal circumstances, the higher the temperature is, the shorter the life of semiconductor laser will be. It is recommended to use lasers under TEC cooling or in air-conditioned room.
4. To use a laser diode in following sequences: Turn on the power supply; connect to the laser diode; and then increase the current gradually to the specified operating value. To shut down the laser diode, please decrease the current to zero gradually, and then turn off the power. Please make sure that the power supply has no current overshoot at any time. The current overshoot can damage the laser diodes permanently.
5. The high power laser diode arrays are very sensitive to electrostatic. Please wear anti-static bracelet during operating with the laser diodes (arrays).
6. Be sure that the operating current does not exceed the specified operating current. Otherwise, it will accelerate laser aging, shorten lifetime or even damage devices permanently.
7. A clean, dry and ventilated environment should be available when storing and operating laser diodes (arrays). Dust may degrade the laser diodes (arrays).
8. Constant-current power supply with voltage regulator should be used to avoid surge.