



SPL1550FP-2-C9-PDI

- IR Pigtailed FP Laser Diode
- 1550 nm, 2 mW
- 9 μ m Single Mode Fiber
- Optical Isolator
- Integrated Photodiode



Description

SPL1550FP-2-C9-PDI is an infrared pigtailed **Fabry Perot** laser diode, typically emitting at 1550 nm with an output power of 2 mW, and **integrated monitor photodiode**. It comes in a coaxial package with **9 μ m single mode fiber** with FC/PC connector, and **built-in optical isolator**. Different connectors and fiber receptacle variants are optionally available.

Maximum Rating

Parameter	Symbol	Values		Unit
		Min.	Max.	
Reverse Voltage	V_R		2.0	V
PD Reverse Voltage	V_{RP}		15	V
Operating Temperature	T_{OPR}	- 40	+ 85	$^{\circ}$ C
Storage Temperature	T_{STG}	- 40	+ 100	$^{\circ}$ C
Soldering Temperature (max. 3s)	T_{SOL}		+ 260	$^{\circ}$ C

Electro-Optical Characteristics ($T_{CASE} = 25^{\circ}$ C)

Parameter	Symbol	Values			Unit
		Min.	Typ.	Max.	
Peak Wavelength	λ_P	1540	1550	1560	nm
Output Power	P_O		2		mW
Spectral Width	$\Delta\lambda$		2	10	nm
Operating Voltage	V_F		1.3	1.6	V
Threshold Current	I_{th}		5	15	mA
Operating Current	I_O		30	35	mA
Side Mode Suppression Ratio			35		dB
PD Current	I_M	0.1			mA
PD Capacitance	C_M		10	20	pF
PD Dark Current	I_{DM}			0.1	μ A
Optical Isolation			30		dB
Fiber Spec.	Type	Single Mode			
	Core diameter	9			μ m
	Connector	FC/PC*			
	Length	80			cm



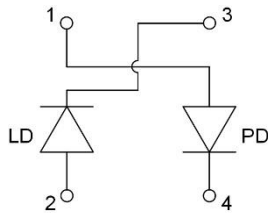
*SC / SMA905 / fiber receptacle variant available on request



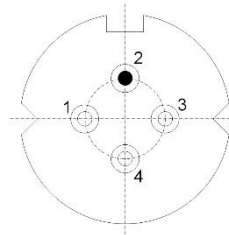
Electrical Connection

Pin Configuration*

Pin #	Function
Pin 1	PD Anode
Pin 2	LD Anode, Ground
Pin 3	LD Cathode
Pin 4	PD Cathode

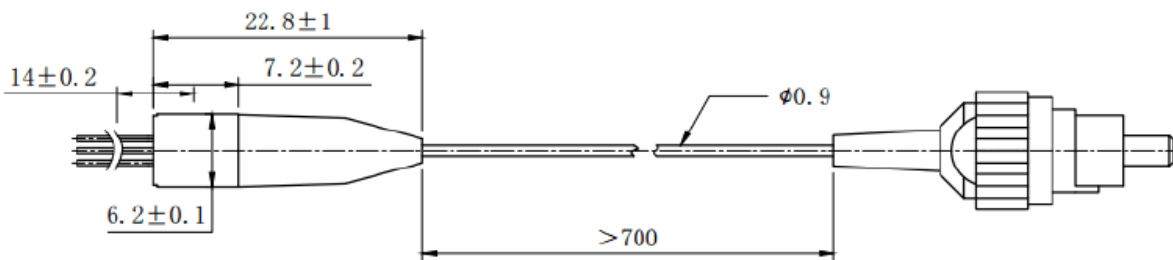


Bottom View



* subject to change

Outline Dimension



All dimensions in mm

Precautions

Safety

Laser light emitted from any laser diode may be harmful to the human eye. **Avoid looking directly into the laser diode's aperture.** The use of optical lenses will increase eye hazard



ESD Caution

Always do handle laser diodes with care to **prevent electrostatic discharge.** We advise to **wearing wrist straps, and grounding all applicable work surfaces,** when handling laser diodes

Operating Considerations

Usage of current regulated drive circuits is mandatory We advise to operate this laser diode with a current source and heat sink, and to never exceed the maximum specifications as outlined in this datasheet.



© All Rights Reserved

The above specifications are for reference purpose only and subjected to change without prior notice